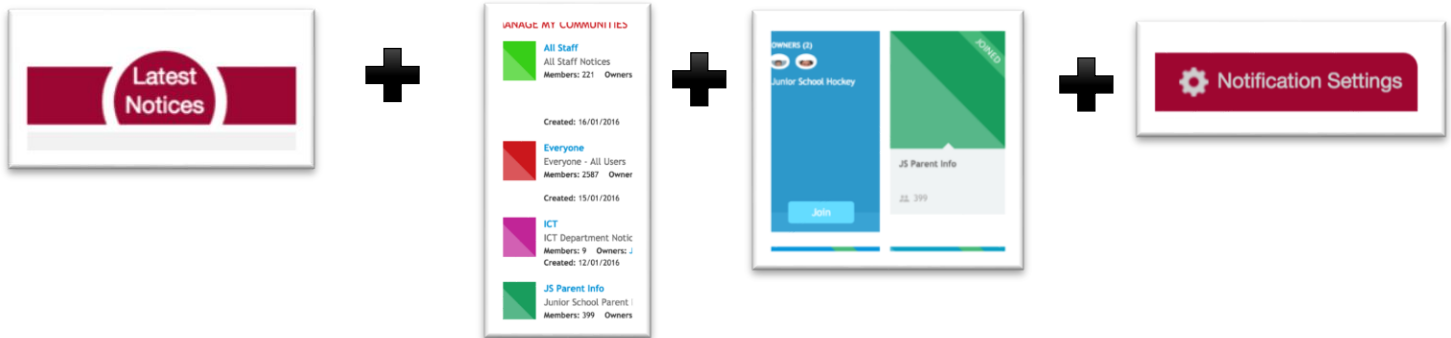

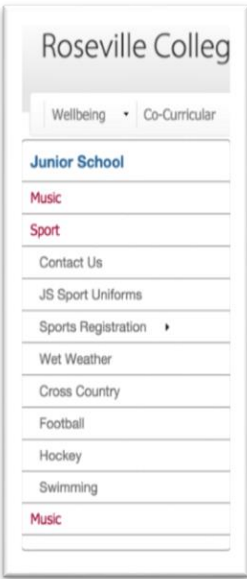
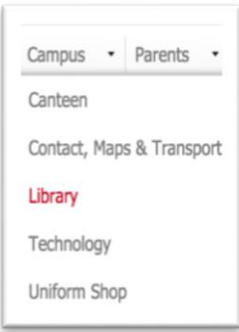
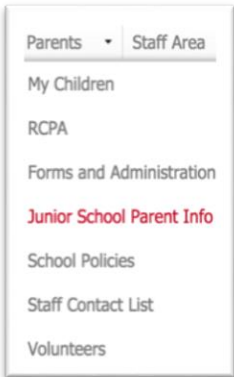



Once you have your log on details

Once you have accessed the Portal successfully, you can click on most headings to locate further information. If you would like to subscribe to various communities to see the communication thread in that community, you will need to click on the "Latest Notices" heading. Once the page opens, simply click on the communities you wish to follow. You can leave a community by simply clicking on that community again. Please note, you can change the frequency of email notifications you receive by selecting the "Notifications Settings" heading on the right-hand side of the page.



The table below gives a visual summary of the various information located under the headings on the Community Portal.

Wellbeing	Co-Curricular	Campus	Parents	What's On
 <p>Announcements made to the Junior School Students.</p>	 <p>Each of these titles takes you to a more detailed page about the activity, registration pages and downloads for enrolment in various activities.</p>		 <p>Information relating specifically to the Junior School, a place to locate notes that may have gone missing, school policies and contact lists.</p>	 <p>Calendar related information, newsletter and various media releases can be accessed here.</p>